

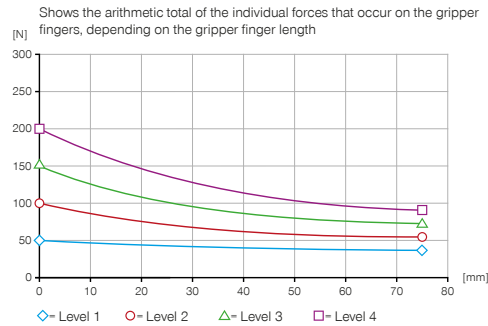
# 2-JAW PARALLEL GRIPPERS

## INSTALLATION SIZE GEP2010

### ▶ PRODUCT SPECIFICATIONS



#### ▶ Gripping force diagram



#### ▶ Forces and moments

Displays static forces and moments that can also have an effect, besides the gripping force.



Mr [Nm]	7
Mx [Nm]	7
My [Nm]	5.5
Fa [N]	200

### ▶ TECHNICAL DATA

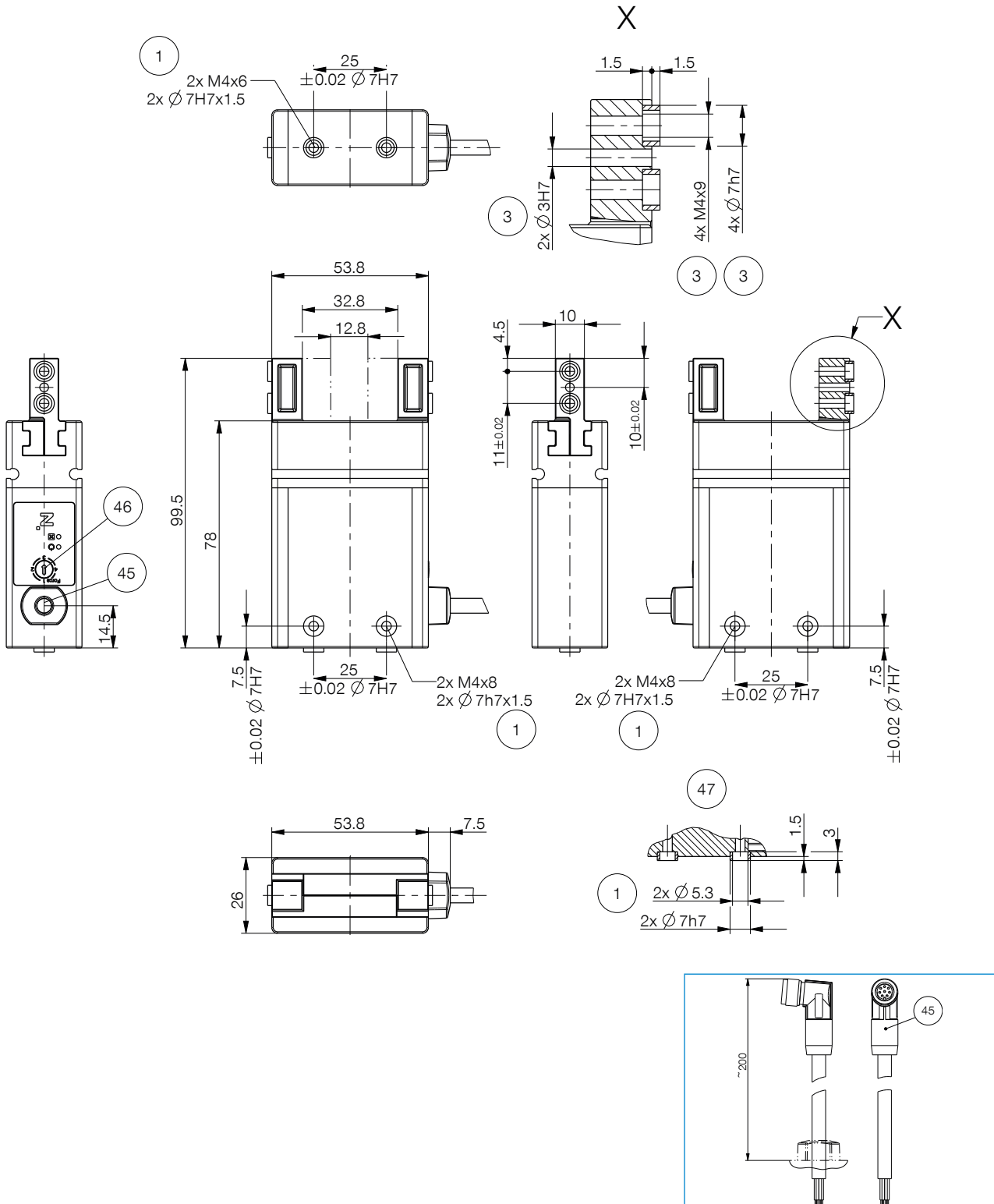
▶ Technical data	
<b>Order no.</b>	<b>GEP2010IO-12-B-01</b>
Suitable for robot type	Universal Robots e-Series
Control	Digital I/O
Integrated position sensing	Analog 0 to 10 V
Stroke per jaw [mm]	10
Gripping force safety device	mechanical
Control time [s]	0.03
Dead weight of mounted gripper finger max. [kg]	0.1
Length of the gripper fingers max. [mm]	80
Repetition accuracy +/- [mm]	0.02
Operating temperature [°C]	5 ... +60
Voltage [V]	24
Current consumption max. [A]	1
Minimum positioning path per jaw [mm]	0.5
Protection to IEC 60529	IP40
Weight [kg]	0.31

### ▶ TECHNICAL DATA OF THE FORCE LEVELS

▶ Level 1	
<b>Order no.</b>	<b>GEP2010IO-12-B-01</b>
Gripping force [N]	50
Closing time / Opening time [s]	0.3 / 0.3
▶ Level 2	
<b>Order no.</b>	<b>GEP2010IO-12-B-01</b>
Gripping force [N]	100
Closing time / Opening time [s]	0.25 / 0.25
▶ Level 3	
<b>Order no.</b>	<b>GEP2010IO-12-B-01</b>
Gripping force [N]	150
Closing time / Opening time [s]	0.22 / 0.22
▶ Level 4	
<b>Order no.</b>	<b>GEP2010IO-12-B-01</b>
Gripping force [N]	200
Closing time / Opening time [s]	0.19 / 0.19

▶ TECHNICAL DRAWINGS


- ① Gripper attachment
- ③ Fixing for gripper finger
- ④⑤ Energy supply (M8, 8-pole)
- ④⑥ Force level setting
- ④⑦ Gripper mounting clamp



# 2-JAW PARALLEL GRIPPERS

## INSTALLATION SIZE GEP2010

### ▶ ACCESORIES



### ▶ INCLUDED IN DELIVERY



6 [piece]  
Centering Disc

390677

▶ RECOMMENDED ACCESSORY GEP2010IO-12-B-01



CONNECTIONS / OTHER



**APR000017**  
Adapter plate